

Koordinatsystem: Euref89 Sone 32  
Høgdesystem: NN2000

Rev	Endringerstatning	Dato	LK
		Byggherre	Sign
<b>Turufjell</b> <b>Veier BFR15 &amp; BFR16</b> <b>Plantegning</b>		Dato	02.10.2023
		Mål	1:4000 (A3)
		Tegn nr	
<b>Heggelien</b> <b>Oppmåling</b>		Heggelien Oppmåling AS Sentrum 11 3630 RØDBERG mob 907 50 861 terje@heggelien-as.no	

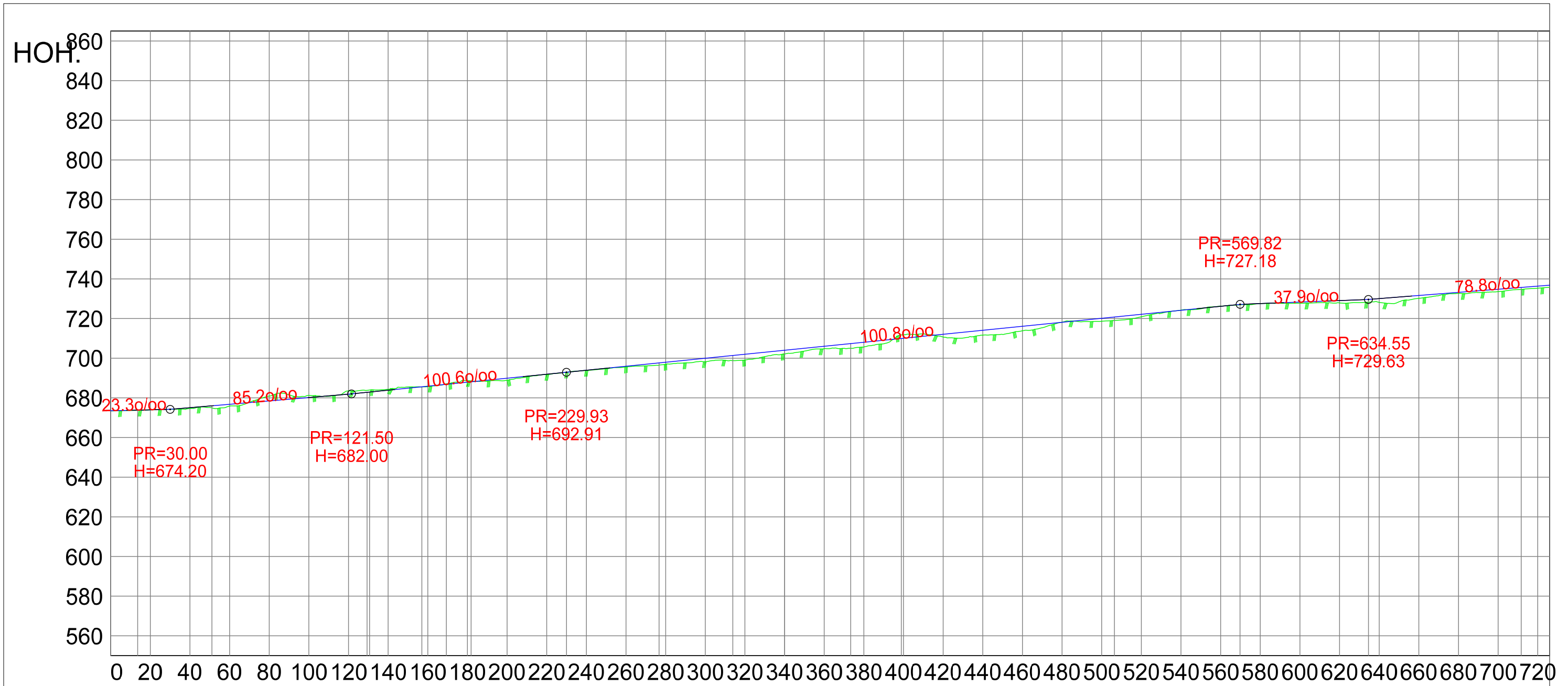
526400

6704800

6704400

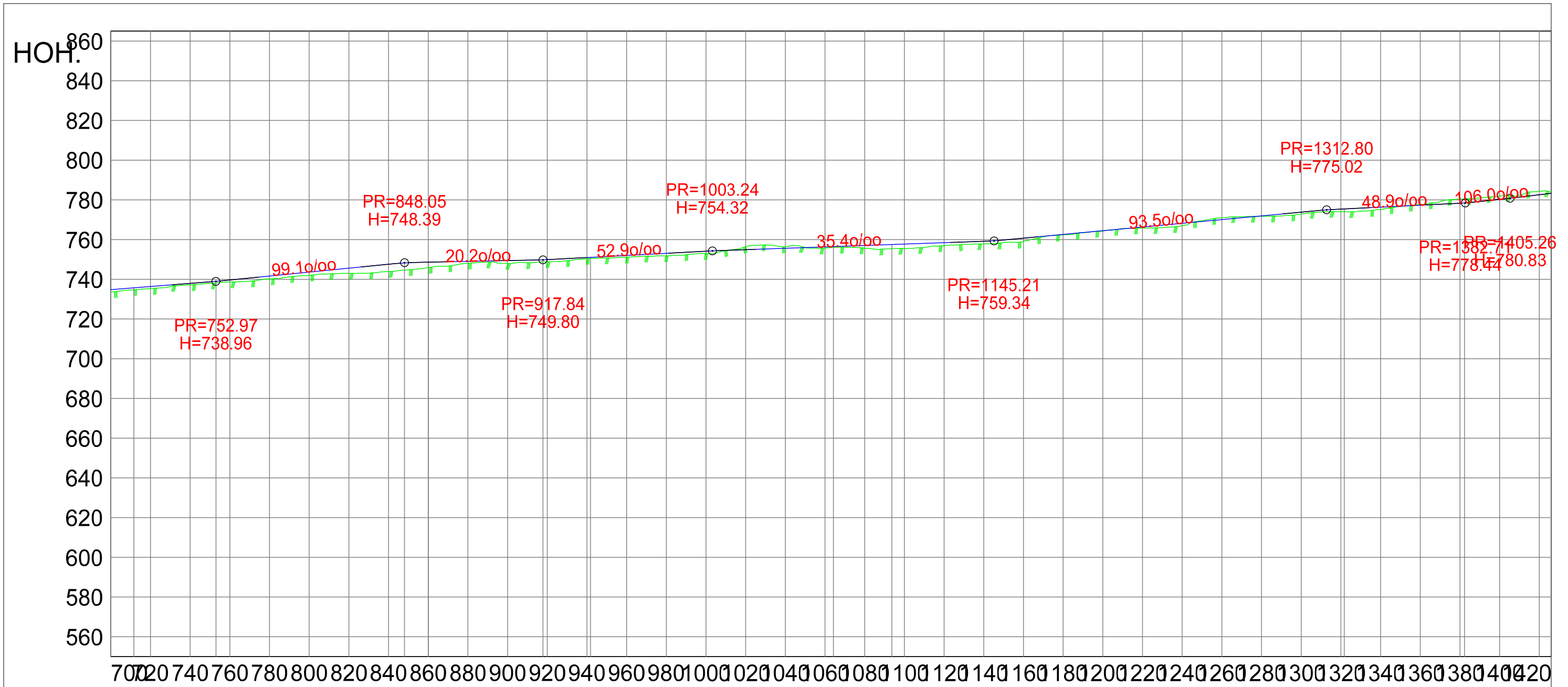
6704000

6703600



PROFIL NR.	0.00 13.63 51.07 129.36 130.64 157.00 169.36 181.87 229.97 276.70 313.90 340.04 373.34 398.88 506.41 569.81 634.60 711.63
HOR. KURV.	R=20.00 R=30.00 R=70.00 R=60.00 R=250.00 R=35.00
BREDDEUTV.	
TVERRFALL ( 1%=2mm )	3.0%
PROFIL H.	673.39 673.50 673.62 673.73 673.93 674.23 674.30 674.66 675.05 675.17 675.90 675.87 676.76 677.86 677.61 680.92 678.46 681.54 679.31 681.27 680.17 680.76 681.02 683.51 681.87 683.88 682.86 684.31 683.86 685.51 684.87 685.63 685.87 687.17 686.88 688.58 687.89 688.39 688.89 688.79 689.90 690.54 690.90 691.79 691.91 692.93 692.92 693.85 693.93 694.64 694.93 695.61 695.94 696.09 696.95 696.98 697.96 697.66 698.97 698.24 699.98 698.96 700.98 699.09 701.99 700.80 703.00 702.17 704.01 703.50 705.02 704.83 706.02 704.95 707.03 705.64 708.04 707.27 709.05 711.78 710.06 712.33 711.07 710.68 712.07 710.14 713.08 711.62 714.09 712.00 715.10 713.82 716.11 715.37 717.12 718.16 718.12 718.35 719.13 718.64 720.14 719.24 721.15 720.87 722.16 722.64 723.17 724.26 724.17 724.97 725.18 726.31 726.19 726.89 727.09 727.53 727.57 727.72 727.94 727.73 728.32 727.98 728.70 727.90 729.08 728.05 729.46
TERRENG H.	673.62 673.73 673.93 674.23 674.30 674.66 675.05 675.17 675.90 675.87 676.76 677.86 677.61 680.92 678.46 681.54 679.31 681.27 680.17 680.76 681.02 683.51 681.87 683.88 682.86 684.31 683.86 685.51 684.87 685.63 685.87 687.17 686.88 688.58 687.89 688.39 688.89 688.79 689.90 690.54 690.90 691.79 691.91 692.93 692.92 693.85 693.93 694.64 694.93 695.61 695.94 696.09 696.95 696.98 697.96 697.66 698.97 698.24 699.98 698.96 700.98 699.09 701.99 700.80 703.00 702.17 704.01 703.50 705.02 704.83 706.02 704.95 707.03 705.64 708.04 707.27 709.05 711.78 710.06 712.33 711.07 710.68 712.07 710.14 713.08 711.62 714.09 712.00 715.10 713.82 716.11 715.37 717.12 718.16 718.12 718.35 719.13 718.64 720.14 719.24 721.15 720.87 722.16 722.64 723.17 724.26 724.17 724.97 725.18 726.31 726.19 726.89 727.09 727.53 727.57 727.72 727.94 727.73 728.32 727.98 728.70 727.90 729.08 728.05 729.46
OVERBYGN.T.	

Legndeprofil  
 Veger  
 BFR15 & BFR16  
 SKV3  
 Delprofil 0-700  
 M= 1:2000 (A3)  
 27.09.2023 LK



PROFIL NR.	700.00	711.63	753.03	848.04	860.10	917.85	941.80	1064.24	1093.70	1321.69	1382.30																																	
HOR. KURV.		R=70.00								R=25.00																																		
BREDDEUTV.	-----																																											
TVERRFALL ( 1%=2mm )	-----																																											
	— H.kj.b.k. - - - V.kj.b.k																																											
PROFIL H.	733.58	734.79	735.58	736.37	737.15	737.94	738.73	739.66	740.65	741.64	742.64	743.63	744.62	745.61	746.60	747.59	748.58	749.57	750.56	751.55	752.54	753.53	754.52	755.51	756.50	757.49	758.48	759.47	760.46	761.45	762.44	763.43	764.42	765.41	766.40	767.39	768.38	769.37	770.36	771.35	772.34	773.33	774.32	775.31
TERRENG H.	733.58	734.60	735.35	736.37	737.15	737.94	738.61	739.03	740.65	741.20	742.64	743.63	744.71	745.61	746.03	747.59	748.73	749.37	750.44	751.09	752.03	753.09	754.15	755.21	756.27	757.33	758.40	759.47	760.54	761.61	762.68	763.75	764.82	765.89	766.96	768.03	769.10	770.17	771.24	772.31	773.38	774.45	775.52	
OVERBYGN.T.																																												

Legndeprofil  
 Veger  
 BFR15 & BFR16  
 SKV3  
 Delprofil 700-1400  
 M= 1:2000 (A3)  
 27.09.2023 LK

784.21 783.33






HOH.

720

710



PROFIL NR. 0.00

HOR. KURV.

BREDDEUTV.

TVERRFALL  
( 1%=2mm )

— H.kj.b.k.  
- - - V.kj.b.k.

PROFIL H.

TERRENG H.

OVERBYGN.T.

0.00

5.0%

717.25

717.14

718.13

718.04

Legndeprofil  
Veger  
BFR15  
SKV4-2

M= 1:100 (A3)  
27.09.2023 LK

HOH.

720

710

0

10

20

-109.30/00

PR=21.49  
H=716.24

PROFIL NR. 0.00

HOR. KURV.

BREDDEUTV.

TVERRFALL  
( 1%=2mm )

— H.kj.b.k.  
- - - V.kj.b.k.

PROFIL H.

TERRENG H.

OVERBYGN.T.

718.59

717.50

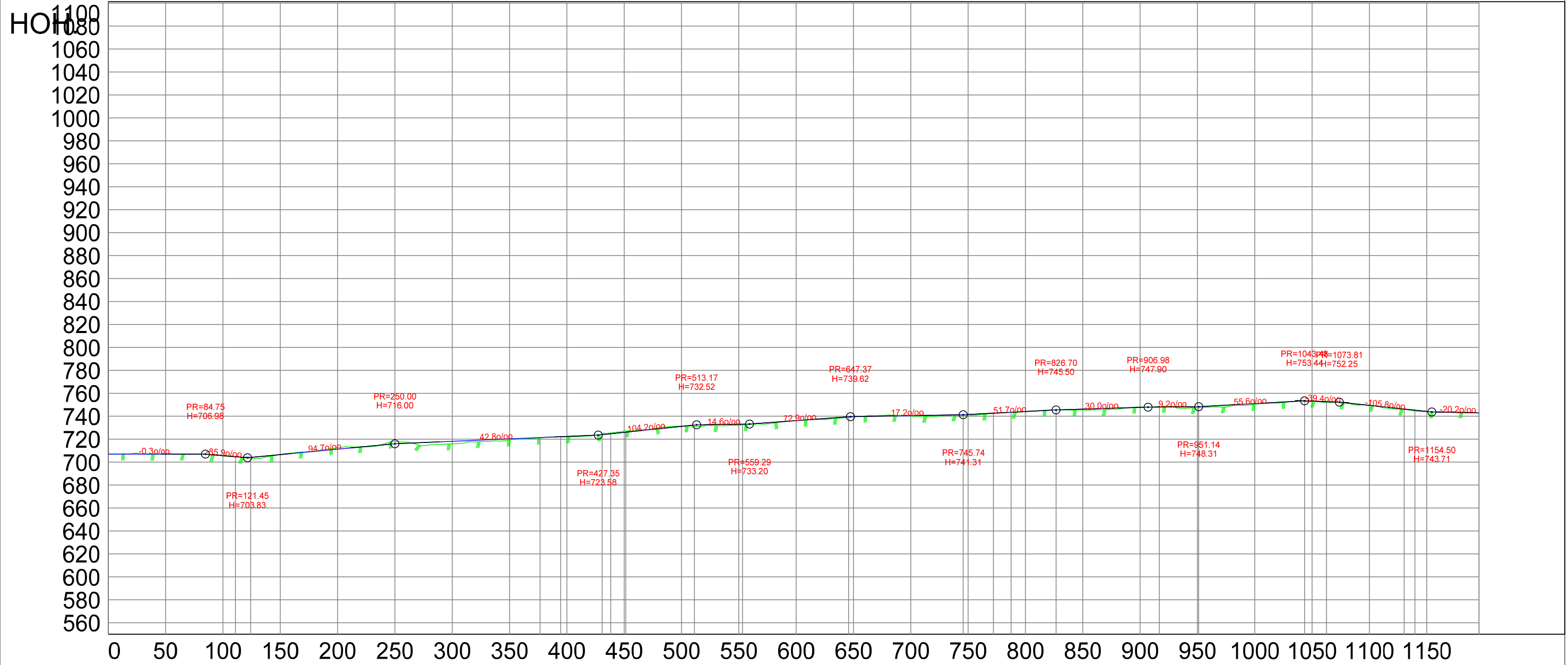
716.40

716.24

5.0%

Legndeprofil  
Veger  
BFR15  
SKV5

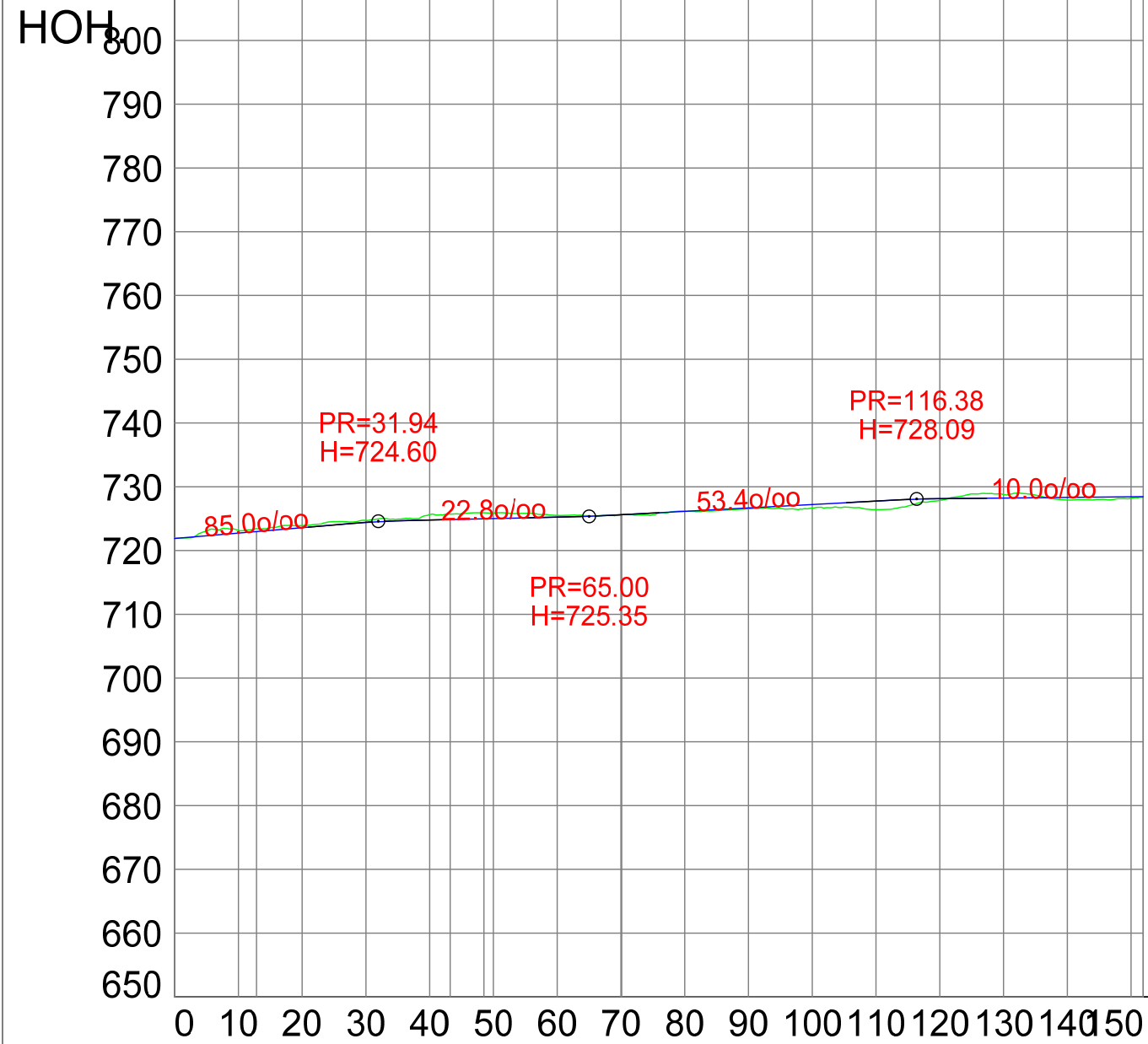
M= 1:100 (A3)  
27.09.2023 LK



PROFIL NR.	HOR. KURV.	BREDDEUTV.	TVERRFALL ( 1%=2mm )	PROFIL H.	TERRENG H.	OVERBYGN.T.
0.00				706.82	707.00	
110.89				707.00	707.00	
124.19				707.36	706.99	
				706.96	706.99	
				706.73	706.99	
				707.13	706.99	
				706.82	706.98	
				706.76	706.98	
				706.71	706.98	
				706.05	706.53	
				704.72	704.81	
				703.88	704.24	
				703.18	704.64	
				704.92	705.58	
				706.75	706.53	
				707.92	707.48	
				708.72	708.42	
				709.61	709.37	
				710.94	710.32	
				712.58	711.26	
				713.17	712.21	
				713.49	713.16	
				713.63	714.11	
				715.76	715.05	
				717.84	715.97	
				717.36	716.43	
				714.89	716.86	
				714.96	717.28	
				715.58	717.71	
				715.96	718.14	
				716.55	718.57	
				717.67	718.99	
				717.95	719.42	
				718.46	719.85	
				719.32	720.28	
				720.12	720.70	
				720.71	721.13	
				721.44	721.56	
				722.01	721.99	
				722.02	722.41	
				722.27	722.84	
				722.83	723.27	
				724.53	723.86	
				725.56	724.90	
				727.14	725.94	
				727.47	726.98	
				728.44	728.03	
				730.07	729.07	
				731.05	730.11	
				731.44	731.15	
				731.53	732.19	
				731.58	732.62	
				731.79	732.77	
				731.75	732.91	
				732.10	733.06	
				732.73	733.27	
				733.16	733.98	
				733.83	734.71	
				735.20	735.44	
				736.22	736.16	
				736.74	736.89	
				737.23	737.62	
				737.76	738.35	
				738.52	739.08	
				739.53	739.66	
				740.08	739.84	
				740.58	740.01	
				741.04	740.18	
				740.52	740.35	
				740.15	740.52	
				740.14	740.69	
				739.83	740.87	
				740.52	741.04	
				740.90	741.21	
				740.54	741.53	
				741.36	742.04	
				742.36	742.56	
				742.84	743.08	
				743.22	743.60	
				743.89	744.11	
				744.74	744.63	
				745.36	745.15	
				745.65	745.60	
				745.37	745.90	
				745.46	746.20	
				745.52	746.50	
				745.75	746.80	
				746.23	747.09	
				747.51	747.39	
				747.90	747.69	
				748.06	747.93	
				748.45	748.02	
				748.30	748.12	
				746.96	748.21	
				747.44	748.31	
				747.92	748.80	
				748.01	749.36	
				749.03	749.91	
				749.34	750.47	
				750.43	751.03	
				751.14	751.58	
				751.51	752.14	
				752.52	752.69	
				753.17	753.24	
				752.93	753.19	
				752.09	752.79	
				752.32	752.40	
				751.57	751.59	
				749.59	750.53	
				749.57	749.48	

Legndeprofil  
 Veger  
 BFR15  
 SKV6  
 M= 1:3500 (A3)  
 27.09.2023 LK

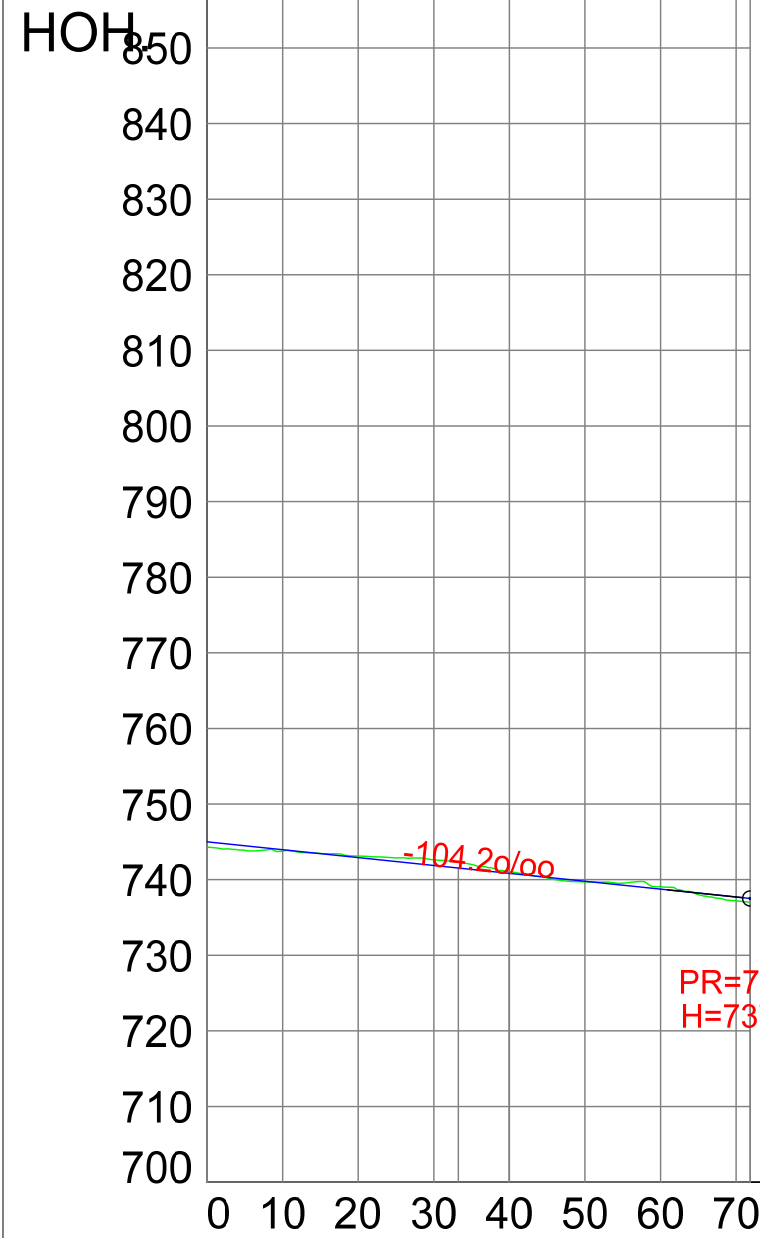




PROFIL NR.	0.00	12.85	43.22	48.51	70.11	151.91
HOR. KURV.		R=20.00	R=20.00			
BREDDEUTV.						
TVERRFALL ( 1%=2mm )						
— H.kj.b.k.						
- - - V.kj.b.k.	5.0%					
PROFIL H.	721.88	722.73	723.58	724.39	725.01	725.24
TERRENG H.	721.94	723.16	723.92	724.72	725.65	725.84
OVERBYGN.T.	721.88	722.73	723.58	724.39	725.01	725.24

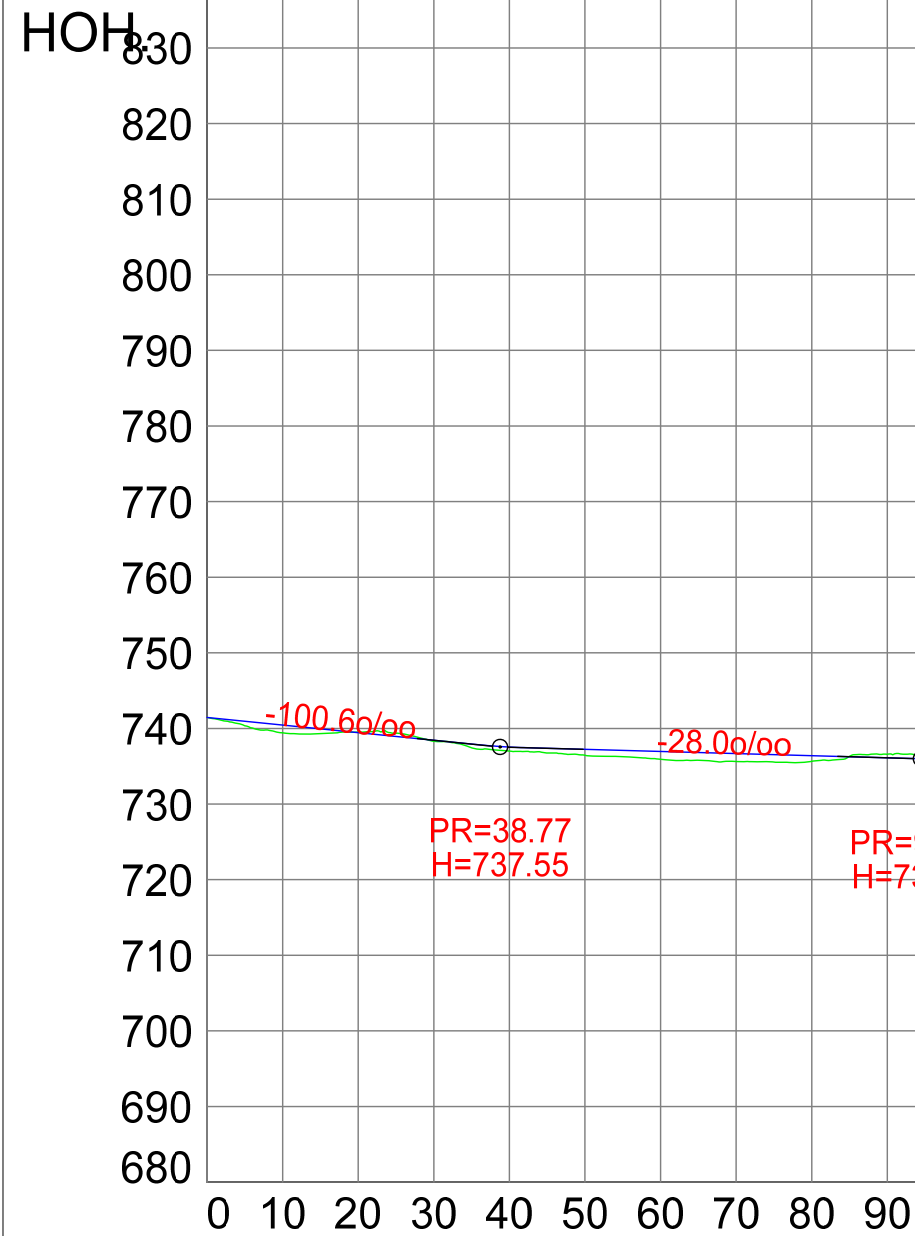
Legndeprofil  
 Veger  
 BFR15  
 SKV7  
 M= 1:1000 (A3)  
 27.09.2023 LK





Legndeprofil  
Veger  
BFR15  
SKV9

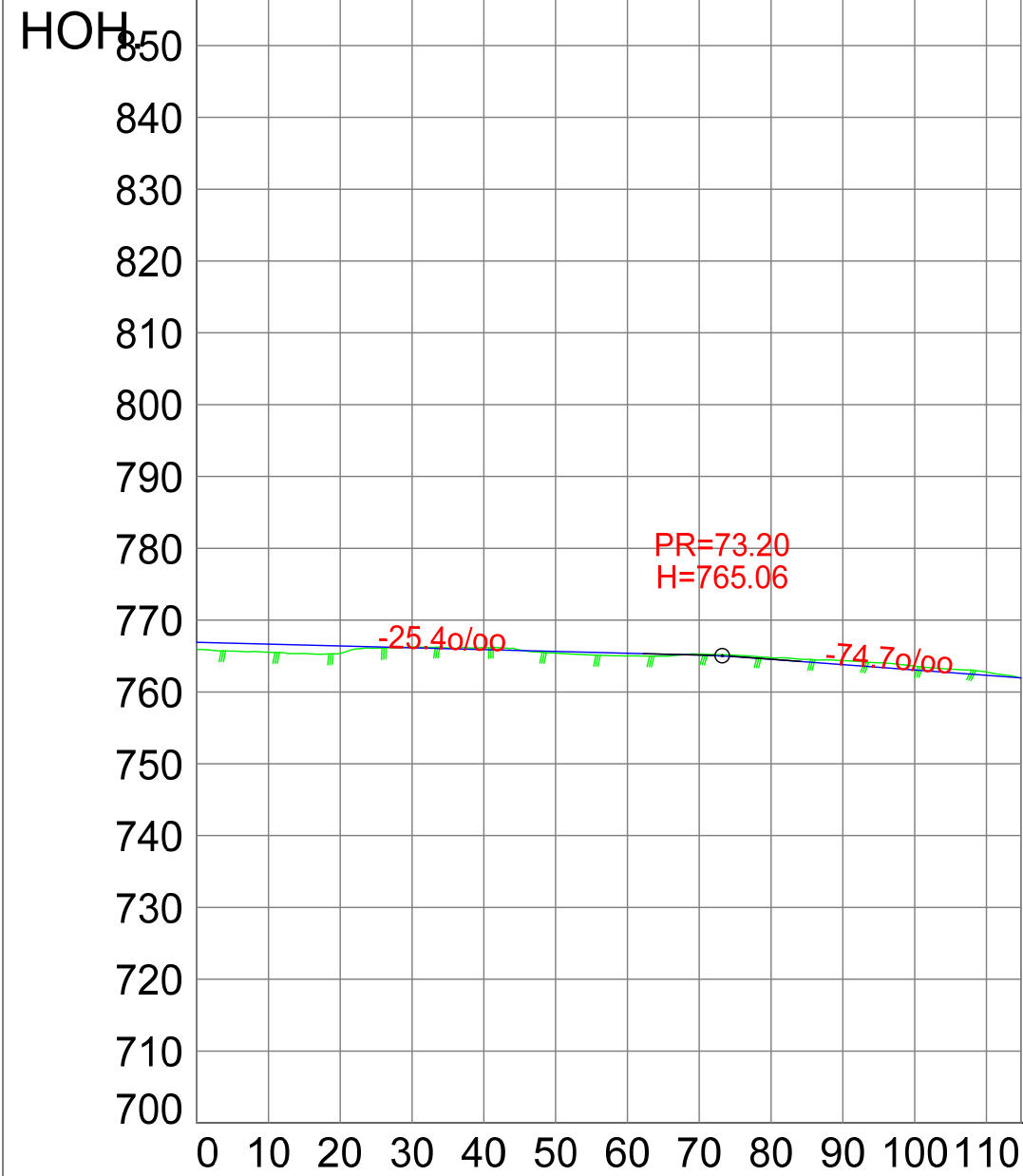
M= 1:1000 (A3)  
27.09.2023 LK



PROFIL NR.	0.00	94.44
HOR. KURV.		
BREDDEUTV.		
TVERRFALL ( 1%=2mm )		
— H.kj.b.k.		
- - - V.kj.b.k.		
PROFIL H.	741.45	735.99
TERRENG H.	741.46	736.13
OVERBYGN.T.		

Legndeprofil  
Veger  
BFR15  
SKV10

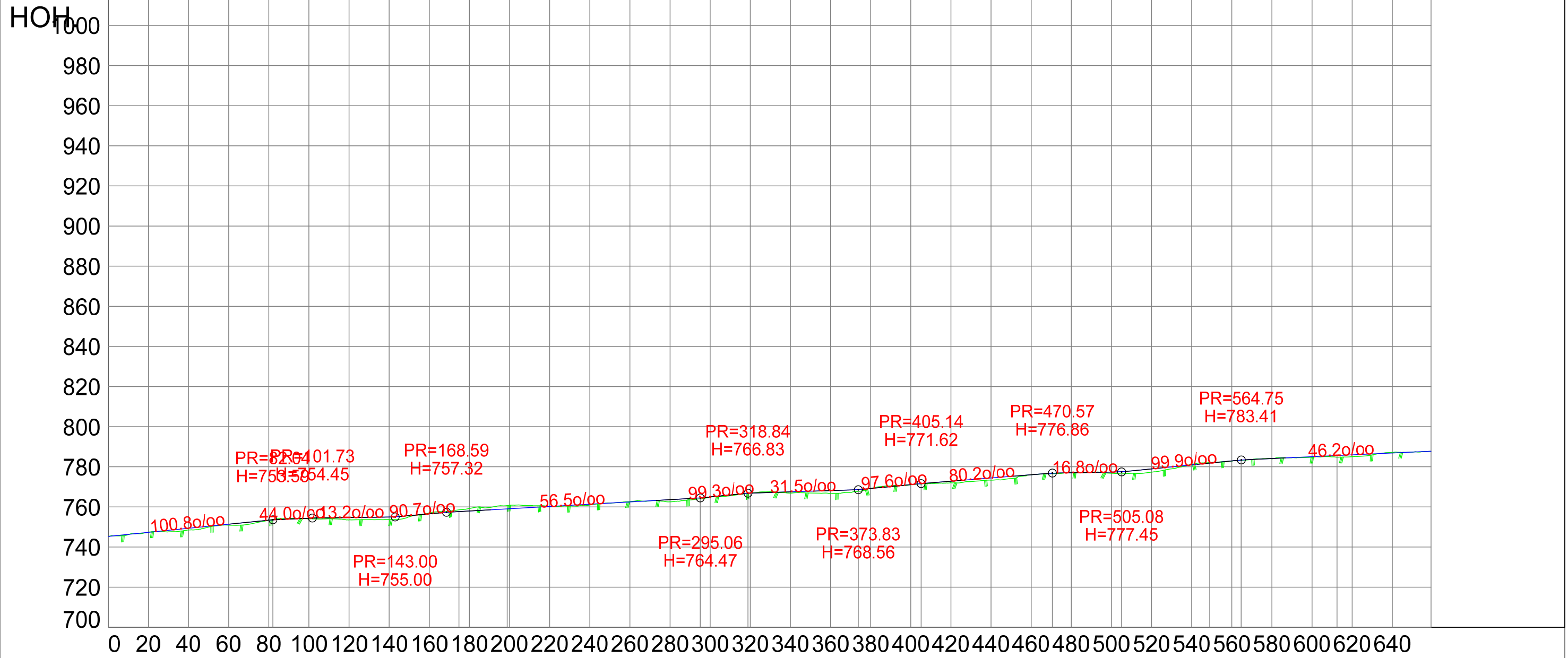
M= 1:1000 (A3)  
27.09.2023 LK



PROFIL NR.	0.00	114.80
HOR. KURV.		
BREDDEUTV.		
TVERRFALL ( 1%=2mm )		
— H.kj.b.k.		
- - - V.kj.b.k.	3.0%	
PROFIL H.	765.91	766.66
TERRENG H.	765.91	765.53
OVERBYGN.T.		

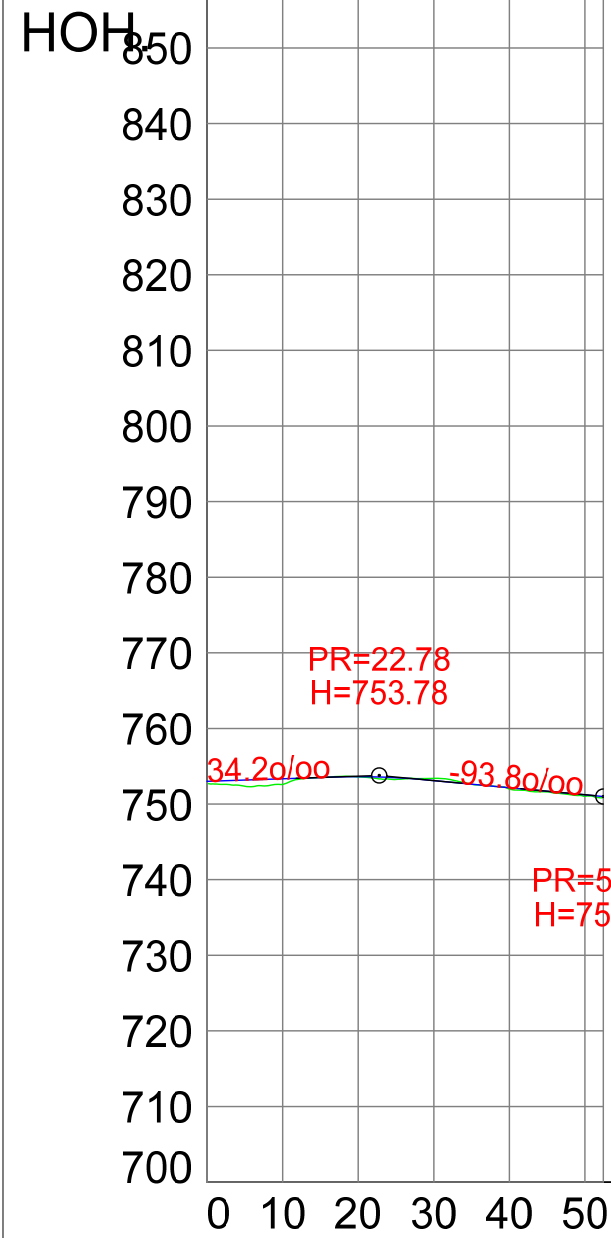
Legndeprofil  
Veger  
BFR15  
SKV11

M= 1:1000 (A3)  
27.09.2023 LK



PROFIL NR.	0.00	82.04	174.79	198.82	295.05	318.85	373.84	405.14	470.57	505.06	548.99	564.64	612.45																																																																																																											
HOR. KURV.			R=40.00		R=70.00		R=40.00		R=22.00		R=15.00		R=60.00																																																																																																											
BREDDEUTV.	-----																																																																																																																							
TVERRFALL ( 1%=2mm )	-----																																																																																																																							
	3.0%																																																																																																																							
PROFIL H.	745.32	746.33	747.33	748.34	749.35	750.36	751.37	752.37	753.38	753.94	754.00	754.37	754.56	754.70	754.83	754.98	755.63	756.54	757.39	757.97	759.67	759.53	760.85	759.10	760.70	759.66	760.23	760.19	760.23	760.38	760.79	760.96	761.36	761.86	761.92	762.66	762.49	763.04	763.05	762.53	763.62	763.49	764.18	764.80	764.96	765.53	765.95	767.00	766.79	767.57	767.18	768.86	767.50	766.93	767.81	766.76	768.13	767.23	768.46	769.28	769.16	770.45	770.14	771.03	771.12	771.67	772.01	772.04	772.81	772.63	773.61	773.33	774.41	774.10	775.21	776.04	776.02	776.53	776.74	777.26	777.02	777.26	777.19	776.75	777.39	776.73	777.96	777.35	778.94	779.93	781.40	780.93	782.12	781.93	782.83	782.93	783.61	783.65	783.98	784.11	784.51	784.57	784.80	785.04	784.94	785.50	785.03	785.96	785.91	786.42										
TERRENG H.	745.21	746.22	747.40	747.55	748.47	749.94	750.92	751.37	751.35	752.37	753.38	753.94	754.36	754.00	754.11	754.56	754.53	754.70	754.64	754.83	753.64	754.98	755.08	755.63	757.03	756.54	757.85	757.39	759.21	757.97	759.67	759.53	760.85	759.10	760.70	759.66	760.23	760.19	760.23	760.38	760.79	760.96	761.36	761.86	761.92	762.66	762.49	763.04	763.05	762.53	763.62	763.49	764.18	764.80	764.96	765.53	765.95	767.00	766.79	767.57	767.18	768.86	767.50	766.93	767.81	766.76	768.13	767.23	768.46	769.28	769.16	770.45	770.14	771.03	771.12	771.67	772.01	772.04	772.81	772.63	773.61	773.33	774.41	774.10	775.21	776.04	776.02	776.53	776.74	777.26	777.02	777.26	777.19	776.75	777.39	776.73	777.96	777.35	778.94	779.93	781.40	780.93	782.12	781.93	782.83	782.93	783.61	783.65	783.98	784.11	784.51	784.57	784.80	785.04	784.94	785.50	785.03	785.96	785.91	786.42
OVERBYGN.T.	-----																																																																																																																							

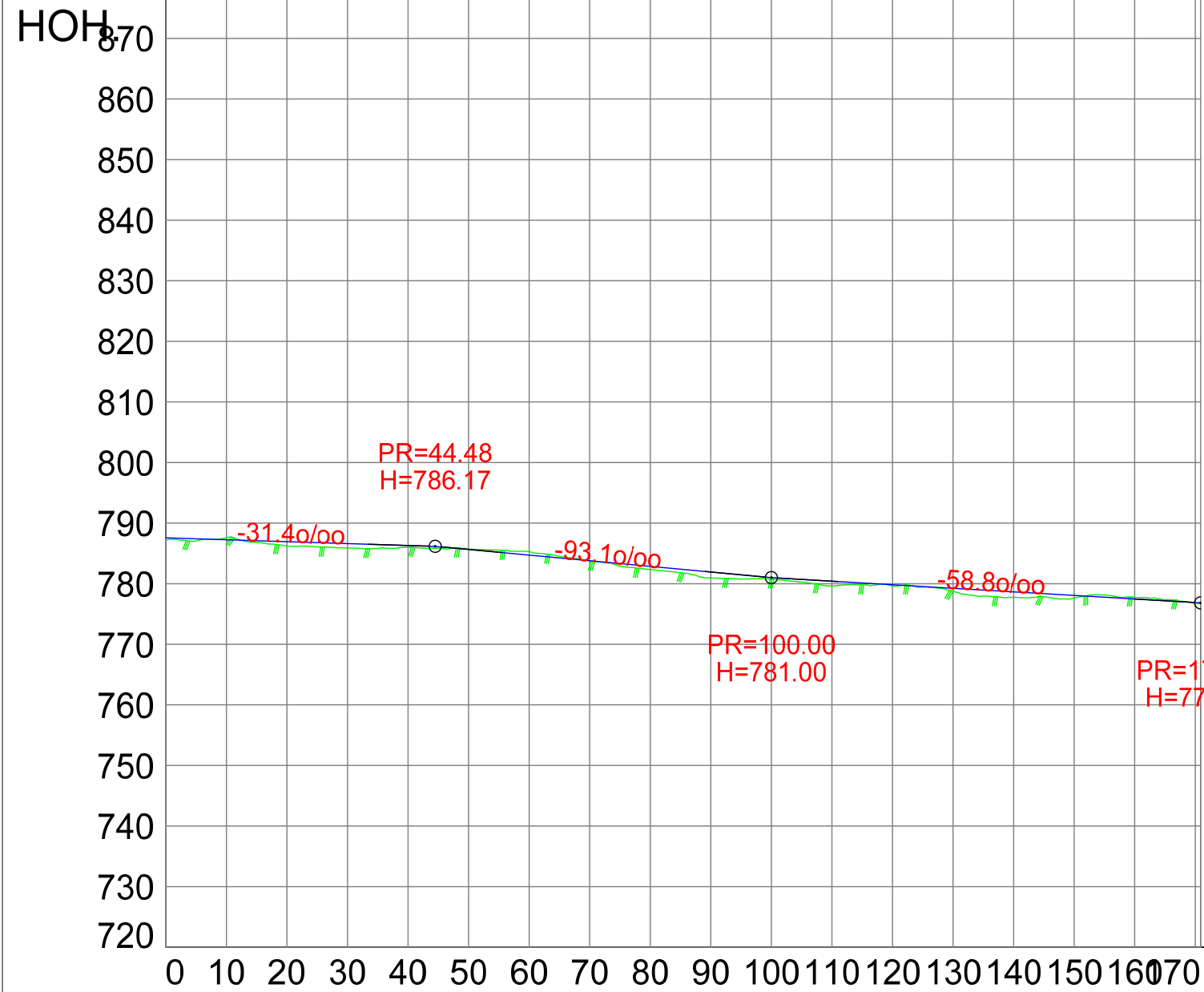
Legndeprofil  
 Veger  
 BFR15  
 SKV12  
 M= 1:2000 (A3)  
 27.09.2023 LK



PROFIL NR.	0.00
HOR. KURV.	
BREDDEUTV.	
TVERRFALL ( 1%=2mm )	
— H.kj.b.k.	
- - - V.kj.b.k	5.0%
PROFIL H.	753.00
TERRENG H.	752.73 753.34 753.62 753.10 752.17 751.23 750.81 751.00
OVERBYGN.T.	

Legndeprofil  
Veger  
BFR15  
SKV13

M= 1:1000 (A3)  
27.09.2023 LK



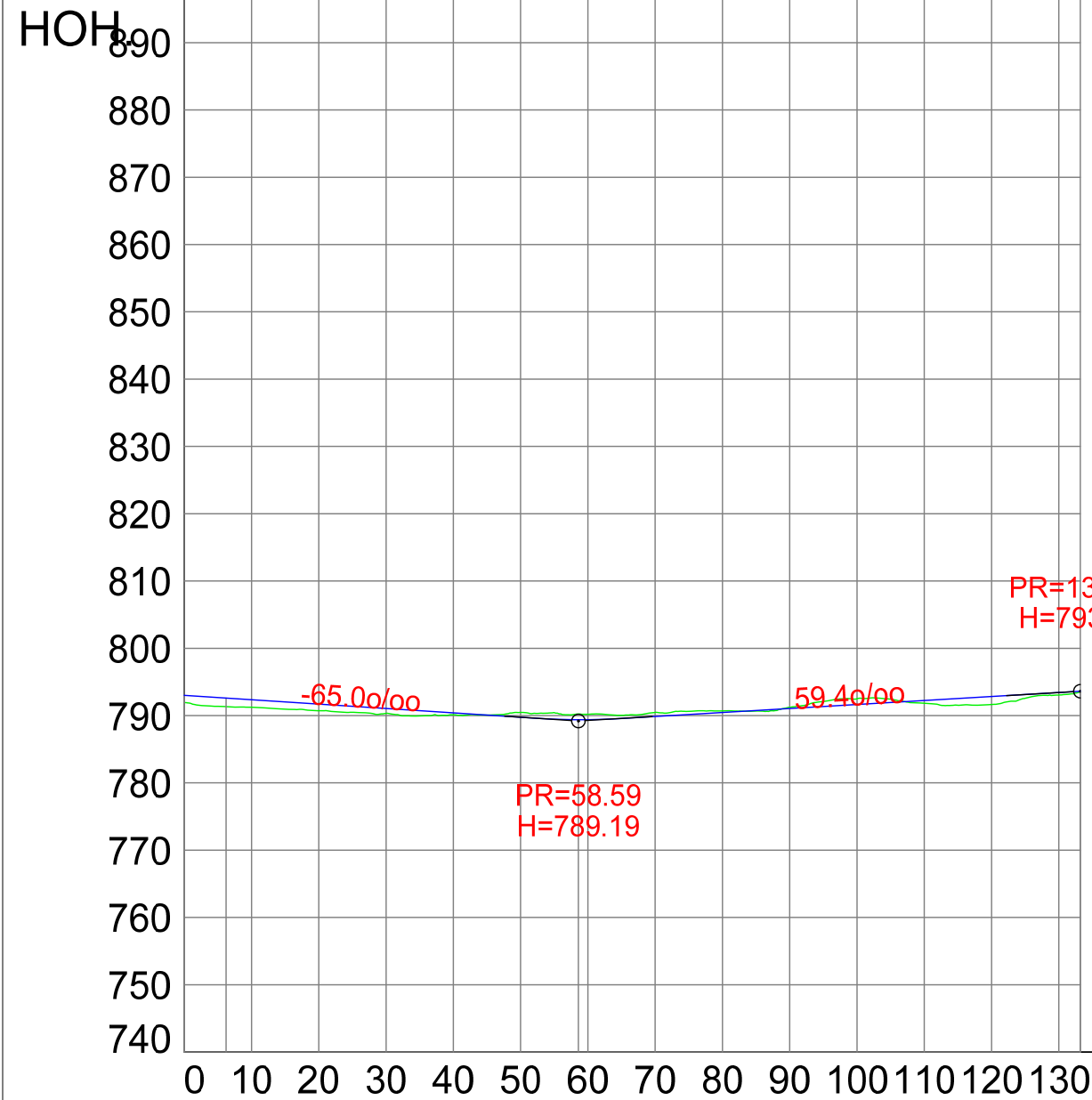
PROFIL NR.	0.00	170.89
HOR. KURV.		
BREDDEUTV.		
TVERRFALL ( 1%=2mm )		
— H.kj.b.k.		
- - - V.kj.b.k.	3.0%	
PROFIL H.	787.22 787.57 787.52 787.25 786.24 786.94 785.90 786.62 786.00 786.31 785.73 785.66 785.28 784.72 783.74 783.79 782.36 782.86 780.95 781.93 780.76 781.01 779.62 780.41 779.65 779.82 778.74 779.24 777.74 778.65 777.63 778.06 777.76 777.47 776.77 776.89 776.71 776.83	
TERRENG H.		
OVERBYGN.T.		

Legndeprofil  
Veger  
BFR15  
SKV14

M= 1:1000 (A3)  
27.09.2023 LK

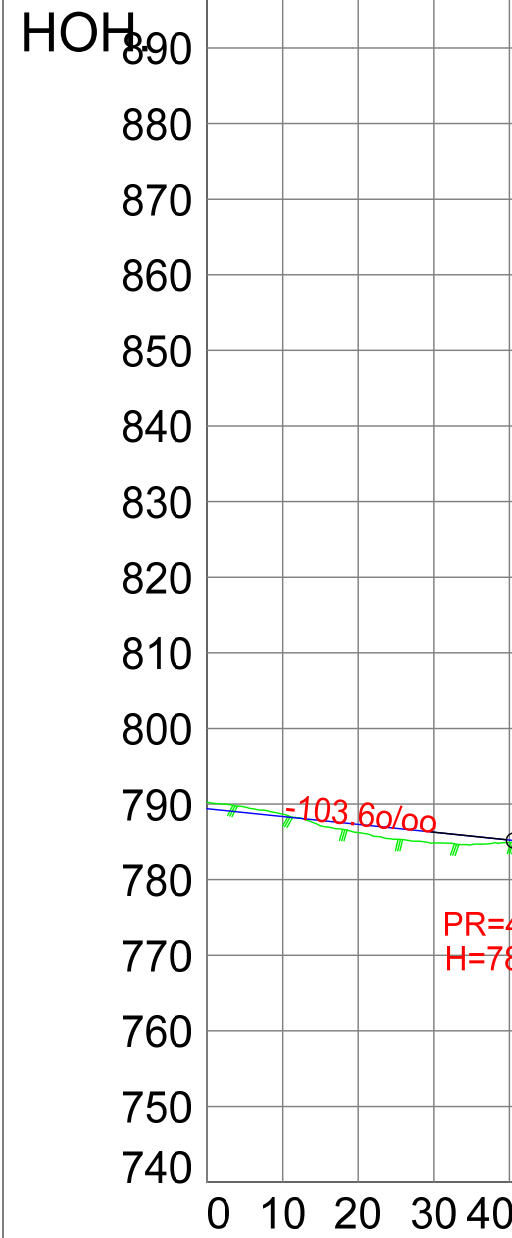






PROFIL NR.	0.00	6.21	58.58	133.20												
HOR. KURV.		R=30.00														
BREDDEUTV.																
TVERRFALL ( 1%=2mm )																
— H.kj.b.k.																
- - - V.kj.b.k.																
PROFIL H.	793.00	792.35	791.70	791.05	790.40	789.75	789.19	788.59	789.87	790.46	791.06	791.65	792.24	792.84	793.43	793.62
TERRENG H.	791.93	791.24	790.72	790.33	790.11	790.46	790.19	790.47	790.69	791.22	792.50	791.82	791.62	793.05	793.48	793.62
OVERBYGN.T.																

Legndeprofil  
 Veger  
 BFR15  
 SKV16  
  
 M= 1:1000 (A3)  
 27.09.2023 LK

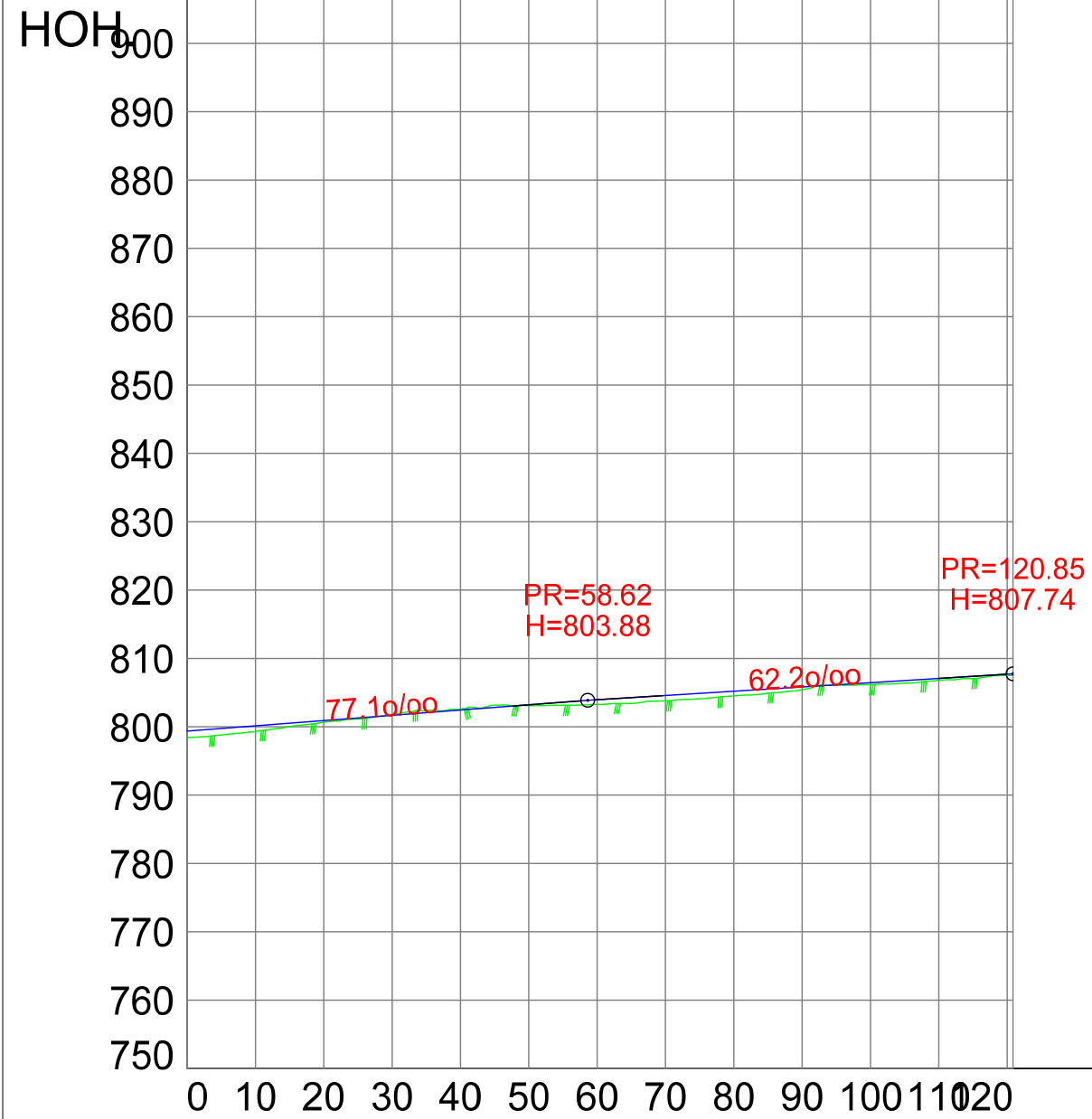


PROFIL NR.	0.00	40.60
HOR. KURV.		
BREDDEUTV.		
TVERRFALL ( 1%=2mm )		
— H.kj.b.k.		
- - - V.kj.b.k		
PROFIL H.	789.38	785.24
TERRENG H.	788.67	784.89
OVERBYGN.T.		

3.0%

Legndeprofil  
Veger  
BFR15  
SKV17

M= 1:1000 (A3)  
27.09.2023 LK



PROFIL NR.	0.00
HOR. KURV.	
BREDDEUTV.	
TVERRFALL ( 1%=2mm )	
— H.kj.b.k.	
- - - V.kj.b.k.	
PROFIL H.	799.36 800.13 800.90 801.67 802.44 803.21 803.96 804.58 805.20 805.83 806.45 807.07 807.69 807.74
TERRENG H.	798.43 799.30 800.68 801.77 802.59 803.10 803.26 803.79 804.51 805.42 806.17 806.79 807.50 807.52
OVERBYGN.T.	

Legndeprofil  
Veger  
BFR16  
SKV18

M= 1:1000 (A3)  
27.09.2023 LK



PROFIL NR.	0.00	64.96						
HOR. KURV.								
BREDDEUTV.								
TVERRFALL ( 1%=2mm )								
— H.kj.b.k.								
- - - V.kj.b.k.								
PROFIL H.	802.81	803.01	803.21	803.41	803.61	803.81	804.01	804.11
TERRENG H.	803.14	803.01	803.06	802.81	803.14	803.89	803.82	803.73
OVERBYGN.T.								

Legndeprofil  
 Veger  
 BFR16  
 SKV19  
 M= 1:1000 (A3)  
 27.09.2023 LK